

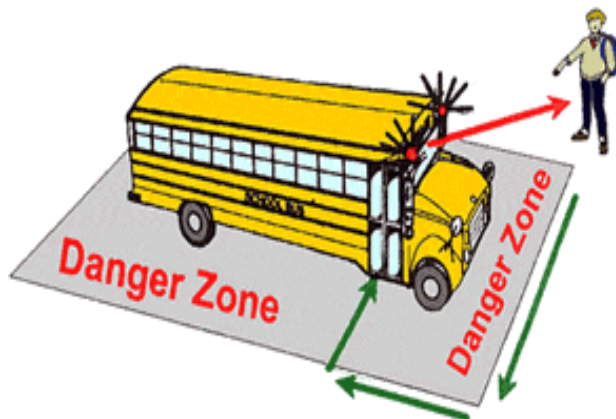
# School Bus Safety Smarts

The following pages of information on School Bus Safety were prepared by the Snowline Joint Unified School District Transportation Department in collaboration with the California Department of Education.

- Stay out of the danger zone at all times!
- Remember — if you can't see the driver, the driver can't see you!
- Never go near the bus unless the driver has given you the signal to come!
- Never, ever walk or play behind a vehicle!
- When you go near the bus, always, always be sure you can see the bus driver!
- If you drop anything in the danger zone leave it. Never, never stop to pick it up!

## Know the Danger Zones

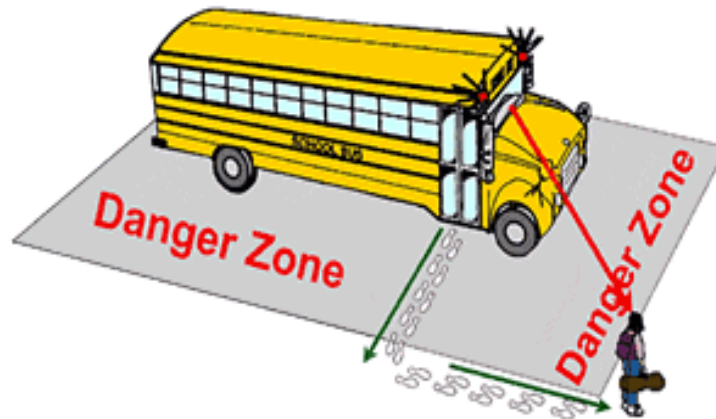
- Every child must know the DANGER ZONES around the school bus. The DANGER ZONE is the space surrounding the vehicle 12 feet from the sides, front and rear.
- Children should never enter the DANGER ZONE unless the driver has given them permission.
- If a child can touch the bus, he or she is too close.
- If a child must cross the street, know all the rules to cross safely.
- The 12 Giant Step rule is a good measurement for children to identify the DANGER ZONE around the school bus, particularly when crossing in front of the bus.
- When near a bus, the children must have the attention of the school bus driver.
- Children should never play around or near school bus vehicles.
- When leaving the bus, children must walk directly home.



# Getting On and Off the Safe Way

## Students Should Be Aware To:

- Always be on time with your school things tucked safely away.
- Never run to or from the bus.
- Wait for the bus at a safe place away from the road.
- Wait for the bus to stop before approaching to get on.
- Remember if you can touch the bus, YOU ARE TOO CLOSE!
- Your driver will tell you when to get on.
- Walk up the steps, one at a time, using the hand rail.
- Never push or shove.
- IF YOU DROP ANYTHING IN THE DANGER ZONE LEAVE IT. NEVER STOP TO PICK IT UP!
- Sit facing the driver, feet in front of you.
- Keep the aisle clear at all times.
- ALWAYS LISTEN TO AND OBEY YOUR SCHOOL BUS DRIVER!

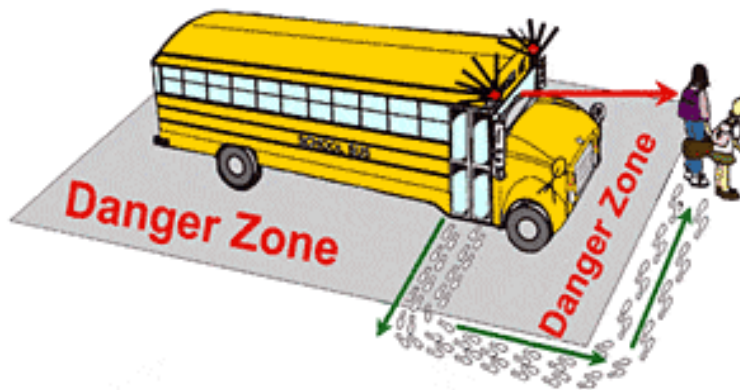


## Getting Off the Bus

- Use the handrail.
- Do not push or shove.
- Walk; don't run away from the bus.
- Never go behind the bus.
- Go straight home.
- If you must cross the street, tell the bus driver.

## Crossing the Street to the Bus (RED LIGHT ESCORT)

- Parents should be aware that pursuant to V.C. 221122 students are not allowed to cross the street without an escort from the School Bus Driver even if the parent or guardian is present. At Snowline JUSD we take safety seriously and have decided that since most of the roads in our school district have a 55 mph speed limit, **we have designed school bus stops on both sides of the road so that students will not need to cross the street. Students should ONLY use their assigned school bus stop!**
- Before crossing, be sure you can see the stop arm and lights flashing.
- Wait for the driver to stand in the middle of the road with a handheld stop sign and tell you it is safe to cross.
- Look and Listen both ways to be sure it is safe before you cross.
- Walk, never run across the street.
- STAY OUT OF THE DANGER ZONE AT ALL TIMES!
- IF YOU DROP ANYTHING IN THE DANGER ZONE LEAVE IT. NEVER, NEVER STOP TO PICK IT UP!



## Crossing the Street After Getting Off the Bus (RED LIGHT ESCORT)

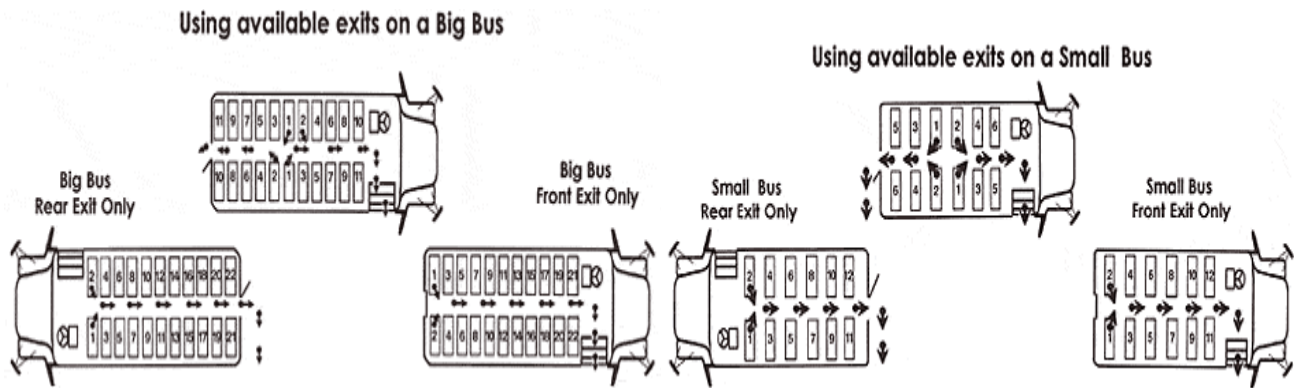
- Let the School Bus Driver know that you need to cross the street.
- If you must cross the road after getting off the bus, use the 12 GIANT STEPS as a guide to take you out of the DANGER ZONE at the front of the bus.
- Be sure you can see the driver and that the driver sees you.
- Watch for the driver to tell you it is okay to proceed and cross when it is safe.
- Stop when you reach the edge of the bus.
- Look and listen both ways to be sure it is safe before you cross.
- IF YOU DROP ANYTHING IN THE DANGER ZONE LEAVE IT. NEVER, NEVER STOP TO PICK IT UP!
- Parents should be aware that Pursuant to V.C.22112 students are not allowed to cross the street without an escort from the School Bus Driver even if the parent or guardian is present.
- Walk - never run across the street.
- Go straight home.

# Emergency Evacuation the Safe Way

Your student's safety is important to us. We conduct School Bus Evacuation drills at least once each school year as required by EC 39831.5. Students will receive training about safety equipment on the School Bus and be taught how to get out of the bus using the emergency exits.

## Students should:

- Leave your belongings behind.
- Listen to the driver's instructions for the correct exit
- Be calm, quiet and don't panic.
- Exit seat by seat alternating rows.
- Leave the bus quickly without pushing, or shouting.
- Walk to a safe place and stay together.
- 



# Railway Crossing Evacuation

- Listen to the driver's instructions for the correct exit.
- Go away from the tracks as far as possible in a direction (at a 45 degree angle) toward the train to avoid being hit by debris from the crash.
- Go to a safe place and stay together.

